



National Marine Manufacturers Association

nmma.org

ECONOMIC SIGNIFICANCE OF RECREATIONAL BOATING IN FLORIDA

CONGRESSIONAL DISTRICT 8

| | |
|--|------------------------|
| Number of Recreational Boats* | 43,173 |
| Recreational Boating Industry Businesses | 246 |
| Total Jobs | 3,848 |
| Annual Recreational Boating-Related Spending | \$202.3 MILLION |



TOTAL ANNUAL ECONOMIC IMPACT OF RECREATIONAL BOATING:

\$480.8 MILLION



RECREATIONAL BOATS IN FL-8

TOTAL BOATS* **43,173**

REGISTERED BOATS **43,173**

| | |
|-------------|--------|
| Power boats | 35,972 |
| PWCs | 4,115 |
| Sailboats | 1,696 |
| Other Boats | 1,390 |

HOUSEHOLDS PER BOAT **6.9**

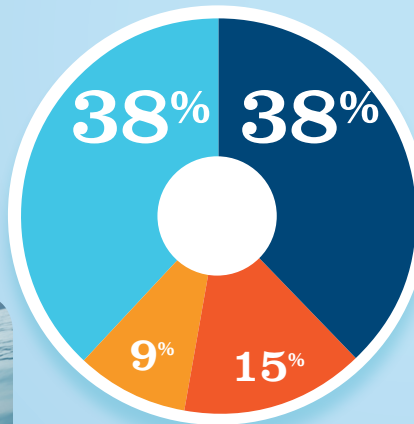


* Total boats are registered boats as reported by states to the USCG.

RECREATIONAL BOATING CREATES JOBS IN FL-8

TOTAL BOATING JOBS **1,830**

| | |
|----------------------------|-----|
| Boat Building | 695 |
| Motor / Engine Mfgr. | - |
| Accessory / Supplies Mfgr. | 171 |
| Dealers / Wholesalers | 264 |
| Boat Services | 700 |



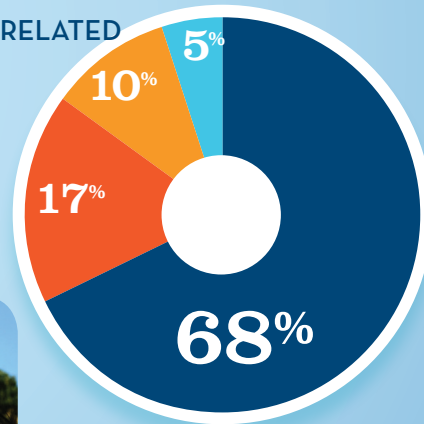
● BOAT BUILDING
 ● DLRS/WHOLESALERS
 ● MOTOR/ENG. MFGR. †
 ● BOAT SERVICES
 ● ACC./SUPPLIES MFGR.
 ● † 0%



RECREATIONAL BOATING-RELATED BUSINESSES IN FL-8

TOTAL BUSINESSES **246**

| | |
|----------------------------|-----|
| Boat Building | 12 |
| Motor / Engine Mfgr. | - |
| Accessory / Supplies Mfgr. | 25 |
| Dealers / Wholesalers | 42 |
| Boat Services | 167 |



● BOAT BUILDING
 ● DLRS/WHOLESALERS
 ● MOTOR/ENG. MFGR. †
 ● BOAT SERVICES
 ● ACC./SUPPLIES MFGR.
 ● † 0%

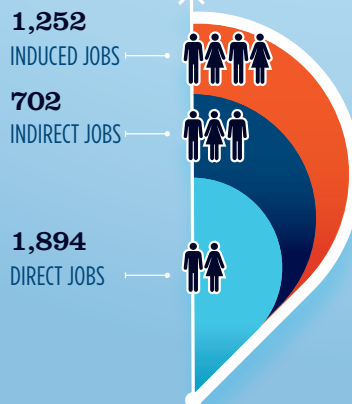


ESTIMATED JOBS IMPACT OF RECREATIONAL BOATING-RELATED SPENDING IN FL-8

EST. TOTAL JOBS **3,848**

EST. TOTAL LABOR INCOME **\$159.1** MILLIONS

| | |
|----------------------|--------|
| Est. Direct Income | \$65.3 |
| Est. Indirect Income | \$39.0 |
| Est. Induced Income | \$54.8 |



RECREATIONAL BOATING INDUSTRY SALES IN FL-8

| | | |
|--|----------------|----------|
| Boat Building | \$179.3 | MILLIONS |
| Motor / Engine Mfgr. | \$0.0 | MILLIONS |
| Accessory / Supplies Mfgr. | \$40.8 | MILLIONS |
| TOTAL MFG. SALES | \$220.1 | |
| Dealers / Wholesalers | \$132.5 | MILLIONS |
| Boat Services | \$215.8 | MILLIONS |
| TOTAL RETAIL & SERVICES SALES | \$348.3 | |

● BOAT BUILDING
 ● DLRS/WHOLESALERS
 ● MOTOR/ENG. MFGR.
 ● BOAT SERVICES
 ● ACC./SUPPLIES MFGR.

Source: NMMMA's Center of Knowledge; Recreational Marine Research Center at Michigan State University